




The Water Spout

Deep South Koi and Pond Society Newsletter February, 2007

Deep South Koi and Pond Society, Founded June 1993

Best website on the web... www.capwgs.org ... go there!

FEBRUARY MEETING



**It's almost time to get those hands dirty!
Come hear Charbel Harb talk to us about
native plants for landscaping around our ponds**

Who: Deep South Koi and Pond Society Members & Friends

Date: Sunday, February 25

Time: **2:30 PM**


Place: Harb's Oasis on Coursey Blvd.

President: Gerald Bonds
(225) 778-0142 (h)
gbonds12@bellsouth.net

Secretary: Charlotte Gray
(225) 766-7372 (h)
cgray@mrmgrp.com

Vice-President: James Carter
(225)664-3487 (h & w)

Treasurer: Kathleen Dietrich
(225) 677-5032
kathied@cox.net



Mark your calendar for these upcoming events!

- **March 24 & 25 – LSU Garden Show – Parker Coliseum**
- **March 31 – April 1 - 2007 Spring Fish Sale & Seminars at Water Gems in San Antonio –**
We hope to attend this event as a group. More later
- **April 22 – Earth Day – Downtown Baton Rouge**

REMINDER - Dues of \$25.00 per family for 2007 are now due. Please make checks payable to Deep South Koi & Pond Society and mail to P O Box 82484, Baton Rouge, LA 70884.

DEEP SOUTH KOI & POND SOCIETY

MINUTES FOR THE JANUARY 2007 MEETING

The January Meeting of the Deep South Koi & Pond Society was held at the home of Gerald and Janis Bonds Sunday, January 21.

A light blue denim shirt with short or long sleeves was decided by the members as our “club shirt”. The logo is now available. Each person would bring their own shirt or purchase a shirt at Clements Jewelry who will do the embroidering of the logo. The price is \$25.00 for the shirt and logo for small, medium, large and x-large. \$2.00 extra for each additional size – XXL \$2.00, XXXL \$4.00, XXXXL \$6.00. If you bring your shirt to have them apply the logo there is a \$10.00 charge. Clements Jewelry is located in a strip of shops just past Corporate Mall. There is a light on the corner. The address is 5720 Corporate Blvd. We are receiving a 50% discount from these folks. The embroidery shop is located in the rear of Clement’s.

Betty will arrange getting the new logo to John Newman for new badges for members.

Several ideas for the meetings were presented as follows:

February: Harb’s Oasis – emphasis on plants, both year round and LA native

March: LSU Garden Show – James Carter will have swing for raffle available

April: Earth Day

May: McAdams House – project – Waterfall container outside – materials furnished – assistance to put it together from pond society

June: Gerald and Janis Bonds – Barbecue Birthday Party

July: Daigle’s – change u/v light

August: Kathie & Roger Dietrich – Testing Water kits

September: Renee & CJ Richard

October: Alice & Buzz Werline - Need speaker.

November: no meeting

December: Christmas Party - Need location

Linda McAdams talked about their trip to the San Antonio Koi Show. They had a great time and were very supportive of the events and experience they had.

James donated a fish planter which was won by Linda McAdams.

It was suggested by Danna Spayde that we might consider a trip to the Houston Koi show and also visit Lilypons in Brookshire, TX..

Another possibility would be to have the owner of Mark’s Marine on Cedarcrest do a program for us. He is interested in Koi.

Scott Purdin’s Koi Farm in Glynn, which is near New Roads is a possible field trip for a meeting.

Danna volunteered to e-mail some of the pond related businesses that advertise in pond magazines to see if they ever have company reps traveling in our area who could do a program for us.

Respectfully submitted,

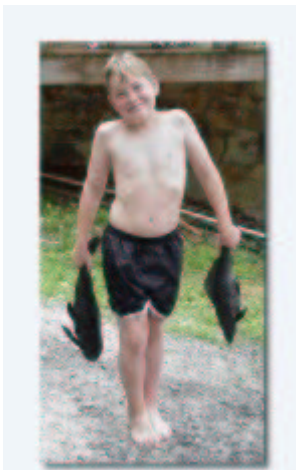
Betty Klenke
for Charlotte Gray
Secretary

Plecostomus for algae control - by E L Johnson DVM

String Algae

Hello, I am having a problem with string algae for the last two years. I am now trying barley hay. The Barley Staw has been in the pond since middle of March, and I still have string algae water is clear, have 1000 gal pond... Is there anything I can do? thank you

What a surprise that the Barley Straw did not work.....<NOT!>



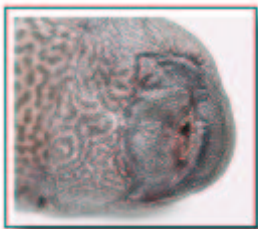
Plecostomus is curative for string algae. The plecostomus is a south american catfish which is ugly as sin but very hardy. You should only need one fish in one thousand gallons and it will eat all the string algae, that's its favorite food. When you go to the pet shop, you need the largest Plecostomus they have. These should be pretty cheap. Here's why: When the average tank hobbyist buys a "Pleco" it's five inches long or less. Within the year, it's pushing ten inches. So they trade it back to the pet shop for "next to nothing" - then the pet shop has to 'unload them' if possible. When you come in asking for a large Plecostomus, you get hooked because they will raise the price sensing that you need such a thing, which to anyone else would be an oversized nuisance.

So, ask for a large, 'trade in' Plecostomus.

Plecostomus will rasp is REALLY small and find, and damage smaller pond (under Plecostomuses are agile Plecostomi. If is forced to live on the bottom, it will be eaten by the Plecostomus because it cannot get away. Koi never have this problem where the pond is of any size.



Two notes of caution: At night, in very small ponds, on (suck on) the flanks of slow moving fish. If the pond the algae is all gone, they'll suck on anything they can some fish. I would not deploy a Plecostomus in a 800 gallons). If I did, you should know that the larger less likely to rasp on other fish than the smaller more you have a Goldfish, which by some internal pathology



Secondly, Plecostomus will die when the water temperature drops to fifty five DF. Not 56 DF. Like a light switch, in the Fall of each year, they all die when the water reaches down to fifty five. So you should anticipate this and pull the Plecostomus out and put him in a plastic garbage pail with a little sponge filter for the winter. Feed him a disc of Zucchini every couple days and he'll "hang in" 'til Spring for re-deployment in the pond.

Question and Answer from Macarther Gardens

I live in Tennessee and have an approximate 300 gallon backyard pond. My water level will remain consistent for several days at a time and then overnight or during the day hours the water will rapidly evaporate. I was aware that naturally there would be some evaporation.

I have noticed this happens more during humid weather or when the air is very heavy with moisture. I know there are no leaks. I checked the pond on Monday evening of this week at which time the water level was unchanged. However, when I checked it early on Tuesday morning, the level was down about 10 inches.

Do you know why?

Vicki Qualls

==

Answer>

Hi Vicki,

Well first off, I can tell you that you're definately NOT losing 10 inches to 'evaporation' in 24 hours. 9 times out of 10, when a pond is losing water, it's somehow being pumped out of the pond by the pump on it's way to the waterfall, or fountain.

Here's what to do...

First, fill up the pond. Then shut off your pump for 24 hours, and see if you still lose water. If yes, then you have a leak. If no, then the problem is somewhere in your line - from the pump to the waterfall most likely.

Many times, these lines get disturbed or mis-aligned slightly - but just enough to send the water off it's intended path. And water will definately find a way to go where you don't want it to, so also make sure that you have a liner behind any waterfall or water feature you may have..

Hope this helps,

Brett

Internet Interests...

Best Website on the web. GO THERE!
Capital Area Pond & Water Gardening Society
<http://www.capwgs.org/>

Here are a few of our members favorites...

- Pond keeper Magazine <http://www.pondkeeper.com>
- Water Gardening Magazine Info on disease topics for aquatic animals <http://www.koivet.com>
- National Pond Society <http://www.bandd.net/nps/index.htm>
- Austin Pond Society <http://www.austinpondsociety.org/>
- Stokes Tropicals in New Iberia <http://www.stokestropicals.com/>
- Rare and Exotic Seeds <http://www.seedman.com>
- Big Cat Sanctuary <http://www.yogieandfriends.org>
- Miami Valley Water Garden Society Web Page <http://www.mvwgs.org>
- Pond Pals Tour <http://members.aol.com/marylady/pondpals/pindex.htm>
- Water Gardening Magazine <http://www.watergardening.com>
- Master Garden Products <http://www.mastergardenproducts.com/watergar.htm>
- <http://www.ponddoc.com/>
- www.gardenlink.com
- St. Joseph Water Garden Society: www.sjwatergarden.com

Go to the CAPWGS website for more favorites. If you have a favorite that will benefit other society members, please let us know. Thanks!

To purchase a business card ad space, contact Bridget Hayes 225-275-4698 or lilypads@capwgs.org

JIMSTONE Co.
Custom Supplier of Natural
Landscape & Building Stone

Phone: (337) 261-5707	Phone: (225) 272-5707
Fax: (337) 261-5330	Fax: (225) 272-5793
1823 Jefferson St.	13751 Florida Blvd.
Lafayette, LA 70501	Baton Rouge, LA 70819
1-888-600-Rock(7625)	Toll Free 1-888-272-9790

www.jimstoneco.com

Just-A-Swinging



Cypress Outdoor Furniture
James Carter
37200 Highway 16 • Denham Springs, LA 70706 • (225) 664-3487

Landscaping & Garden Centers CREATIVE & PERSONAL SERVICE DESIGN & INSTALLATION
SINCE 1979



Harb's Oasis
SPECIALIZING IN RENOVATION LANDSCAPING & WATER GARDENS

Charbel L. Harb, B.L.A.
13827 Coursey Blvd. 38480 Hwy. 42
Baton Rouge, LA 70817 Prairieville, LA 70768
(225) 758-2720 (225) 744-4813

Note from the Editor: I look forward to serving as your Newsletter editor for this year. Your ideas or any information you would like to add to the newsletter are always welcome. Please contact me at 225 755 2449 or email me at betty@lakeshoregroup.com.